



# Kossuth County QR Codes

# Reservable Site Post Plaque

- Each campsite has a plaque with a QR code on the site post.

	0	
<b>3</b>		<b>R</b>
<b>SITE #</b>	<b>SITE INFO</b> CHECK AVAILABILTY	<b>ONLINE RESERVABLE</b>
		
<b>CHECK IN: 4PM CHECK OUT: 3PM</b>		
RESERVATIONS MUST BE MADE AT LEAST 5 DAYS IN ADVANCE. PENDING NO RESERVATION, SITE IS AVAILABLE AS WALK-IN. SEE REGISTRATION KIOSK FOR MORE INFO.		
	0	

# Link to Campsite on Facilities Page

[HTTPS://WWW.MYCOUNTPARKS.COM/  
COUNTY/KOSSUTH/PARK/SMITH-LAKE-  
PARK/FACILITY/SMITH-LAKE-SOUTH-SITE-  
03-RESERVABLE.ASPX](https://www.mycountyparks.com/county/kossuth/park/smith-lake-park/facility/smith-lake-south-site-03-reservable.aspx)

# Campers can reserve a site while standing at that campsite.

- Scan QR code on the post
- “Check Availability”
- Find details about that site
- “Book Now” with credit/debit card

\* Reservations must be made at least 5 days in advance of arrival.





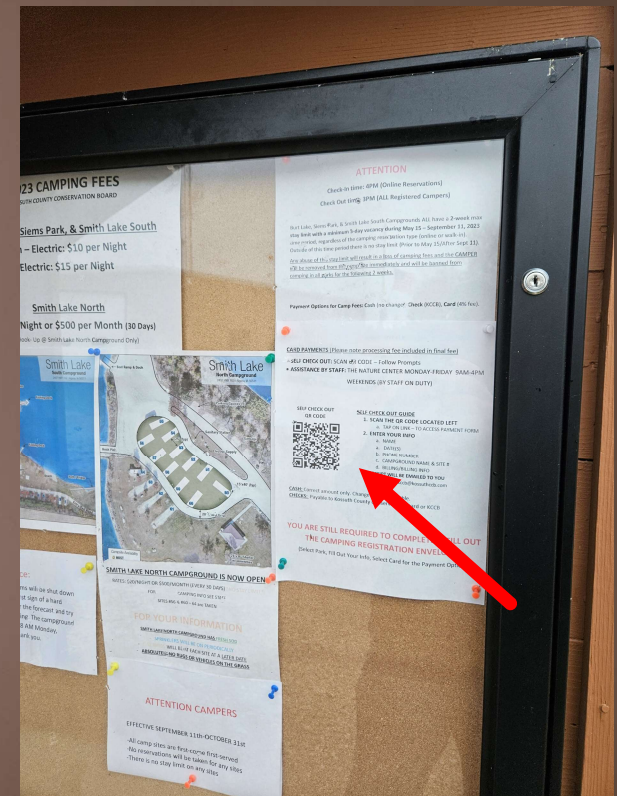
# Walk-In site QR codes

- We are roughly 50% walk-in and 50% reservable
- QR code takes you to similar “Facilities” page without the option to “Book Now”.
- We have second Credit card processing company that provides us with an online payment form.
  1. Authorize.net did not offer this service
- Link to that form is on each walk-in site's facility page:  
<https://gateway.ncmic.com/pay/2nkt6jx1g52dx099w/tn2aGf28>

	0	
<b>1</b>		<b>W</b>
<b>SITE #</b>	<b>SITE INFO</b>	<b>WALK-IN</b>
		
<b>CHECK OUT BY 3 PM</b>		
TO AVOID BEING CHARGED FOR ANOTHER NIGHT		
	0	

# Online Payment QR Code In the Kiosk

- No Cash
- No Check
- No Problem
- No need for card reader
- No need for staff to be present
- Scan the code to pay online with card.



# Registration Envelope Online Payment Option

Same online payment form QR code is on the registration envelopes.

At Burt Lake, please post this portion in your vehicle dash  
**PLEASE POST THIS PORTION ON THE SITE MARKER NEAR YOUR CAMPSITE**

DATE(S): \_\_\_\_\_  
NAME: \_\_\_\_\_

Weekend on Call Phone • (515) 361-6529  
Maintenance Shop • (515) 295-6080  
Water's Edge Nature Center • (515) 295-2138  
1010 250th Street • Algona, Iowa 50511  
**KOSSUTH COUNTY CONSERVATION BOARD**

No. 1010


BURT LAKE CAMPGROUND     SIEMS PARK CAMPGROUND     SMITH LAKE SOUTH CAMPGROUND

NAME: \_\_\_\_\_  
ADDRESS: \_\_\_\_\_  
PHONE: \_\_\_\_\_  
DATE(S): \_\_\_\_\_

**SITE #**  
[ ]  
[QR CODE]

1010

**PAYMENT OPTIONS (PLEASE SELECT)**     CASH     CHECK (PAYABLE TO KCCB)     CARD (SCAN QR CODE)



# Rules QR Code

On the back side of the detachable portion of the registration envelope is another QR code that links to a full listing of our rules and regulations.

## **KOSSUTH COUNTY CONSERVATION BOARD**

- Speed limit is 5 MPH. Camping is only permitted in designated areas.
- No person shall remove, destroy, or injure any animal, tree, shrub or flower or KCCB property.
- All pets must be always under control and shall not tethered to any KCCB property.

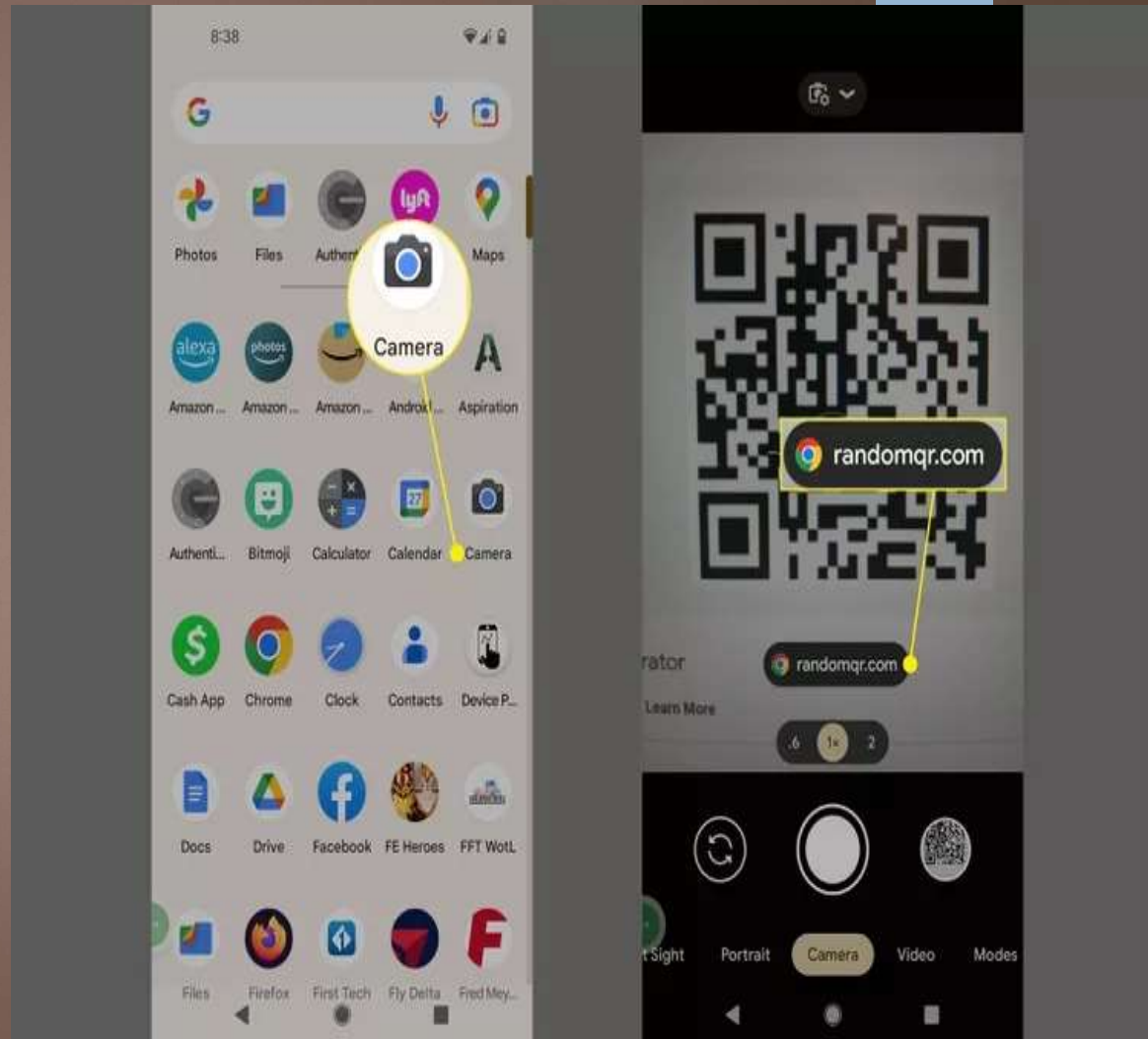
For a full listing of rules, see registration kiosk (when applicable) or scan the QR code below.





# Beware of Third Party QR Scanner Apps

- We had someone download a third party app that scammed them.
- Phone camera should already be equipped with a QR scanner
  1. Camera should automatically recognize QR and give you the option to follow the link.
  2. May need to be enabled in camera settings.



# How to Get QR Codes

- Log in to MCP
- Go to “Facilities”
- Click on the facility you want the QR Code for.
- Click “Action” > “Edit”

The screenshot shows the admin interface for Kossuth County Smith Lake Park. The left sidebar contains a navigation menu with the following items: Dashboard, Edit Park, Events, Facilities, Campgrounds, FAQs, News, Orders, Content, Customers, Activities, Galleries, Reservations, Admins, and Support. The 'Facilities' menu item is highlighted in green. The main content area is titled 'Facilities' and includes a search bar with a 'Keyword Search' input, a 'Campsite' dropdown, and buttons for 'Search', 'View All', and 'Export'. Below the search bar is a table of facilities. The table has columns for Title, Type, County, Park, Display, and Budget Code. The table contains 11 rows of data, all of which are 'Campsite' type facilities located in 'Kossuth' county at 'Smith Lake Park'. Each row has an 'Actions' dropdown menu next to it. A red arrow points from the 'Facilities' menu item in the sidebar to the 'Actions' dropdown menu for the facility 'Smith Lake South Site 01 - Walk-in'.

Title	Type	County	Park	Display	Budget Code
Smith Lake North Full Hookup Site 50	Campsite	Kossuth	Smith Lake Park	Yes	
Smith Lake North Full Hookup Site 51	Campsite	Kossuth	Smith Lake Park	Yes	
Smith Lake South Site 01 - Walk-in	Campsite	Kossuth	Smith Lake Park	Yes	
Smith Lake South Site 02 - Walk-in	Campsite	Kossuth	Smith Lake Park	Yes	
Smith Lake South Site 03 - Reservable	Campsite	Kossuth	Smith Lake Park	Yes	
Smith Lake South Site 04 - Reservable	Campsite	Kossuth	Smith Lake Park	Yes	
Smith Lake South Site 05 - Walk-in	Campsite	Kossuth	Smith Lake Park	Yes	
Smith Lake South Site 06 - Walk-in	Campsite	Kossuth	Smith Lake Park	Yes	
Smith Lake South Site 07 - Reservable	Campsite	Kossuth	Smith Lake Park	Yes	
Smith Lake South Site 08 - Reservable	Campsite	Kossuth	Smith Lake Park	Yes	
Smith Lake South Site 09 - Reservable	Campsite	Kossuth	Smith Lake Park	Yes	
Smith Lake South Site 10 - Reservable	Campsite	Kossuth	Smith Lake Park	Yes	
Smith Lake South Site 11 - Walk-in	Campsite	Kossuth	Smith Lake Park	Yes	

# How to Get QR Codes

- Click "Edit"
- Click QR Codes (Top right)

The screenshot shows the 'Edit Facility' page for 'Smith Lake South Site 01 - Walk-in' in Kossuth County, Smith Lake Park. The interface includes a left sidebar with navigation options, a top navigation bar with tabs, and a main form area with various fields for facility details.

**Navigation:**

- Left Sidebar: Dashboard, Edit Park, Events, Facilities, Campgrounds, FAQs, News, Orders, Content, Customers, Activities, Galleries, Reservations, Admins, Support.
- Top Bar: Edit Facility, Manage Images, Related Items, Activities, Amenities, Exclusion Dates, Prices, Rental Contract, Purchase History, QR Codes.

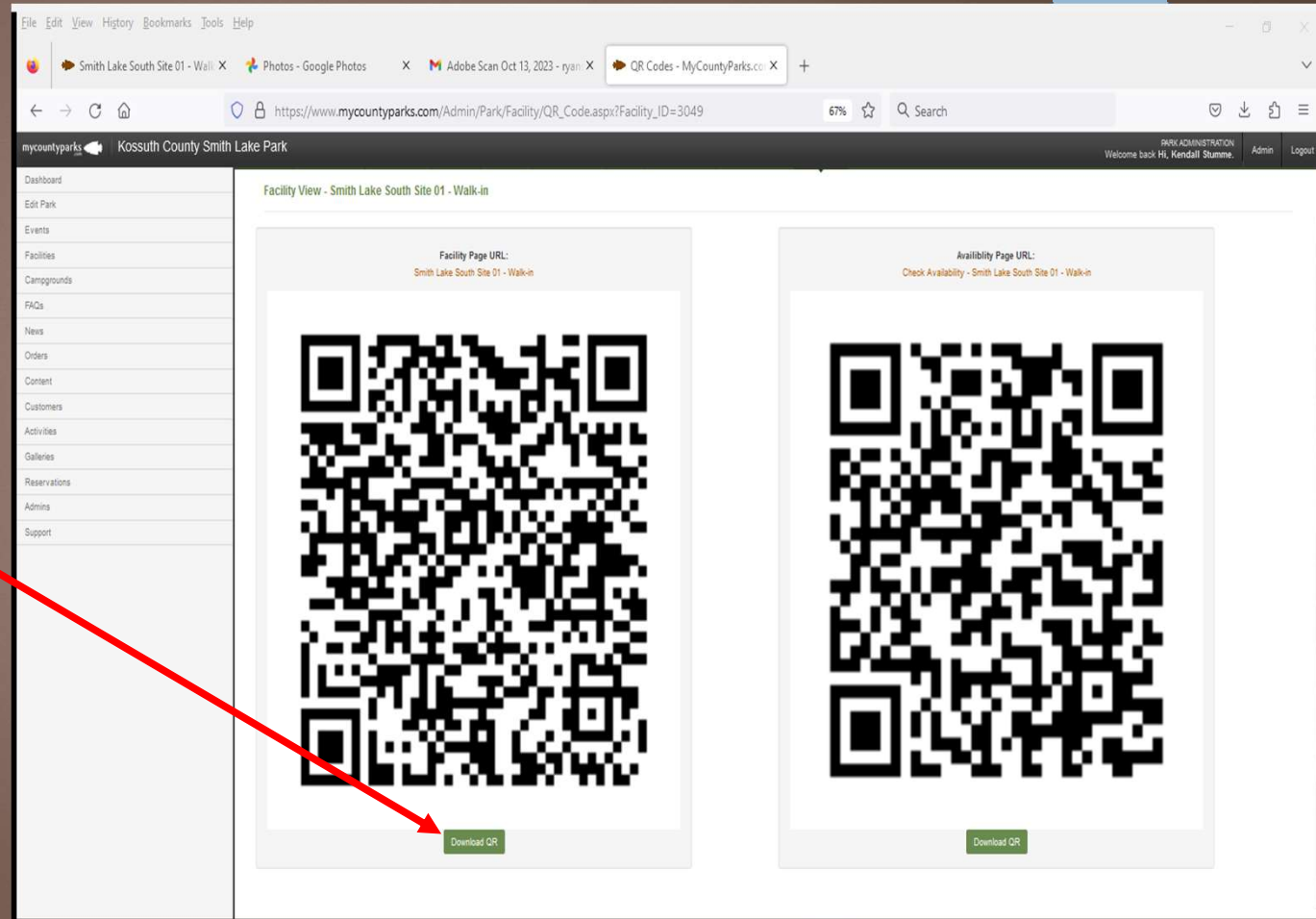
**Facility Details:**

County	Kossuth	Park	Smith Lake Park
Facility Name *	Smith Lake South Site 01 - Walk-in	Display on Website *	Yes
Min. Check In	4:00 PM	Max Check Out	3:00 PM
Custom Code	____-____-____	Max Occupancy *	6
Type *	Campsite	Reservable Facility? *	No
Member of which Campground?	-- SELECT Campground --	# of Days before Reservation: *	5
Min Stay: *	1	Phone:	515-295-2138
Max Stay: *	14	Display Lock Box? *	No
Latitude:	43.1207750		
Longitude:	-94.240731		
Address:	2407 HWY 169		

# QR Code For Facility

Two QR options:

- Facility Page
- Availability Page
  1. Click "Download QR"
  2. Uses:
    - Social Media
    - Print Media
    - Websites
    - Kiosks
    - Many more...





# Using the Downloads

- Print the downloaded file and post anywhere
- Email a digital copy of the file to newspaper, school, sign company, etc.
  1. We use **Sign Works Ink**, a local sign making business, to make our campsite post plaques.
  2. Look them up on Facebook.

The screenshot displays the Facebook profile for Sign Works Ink. The cover photo features a building with a 'SIGN WORKS' sign, a dark pickup truck, and a white service van. The profile picture is a purple circular logo with the text 'SIGN WORKS Ink'. The page name is 'Sign Works Ink' with 200 likes and 208 followers. Navigation tabs for Posts, About, Photos, and Videos are visible. At the bottom, there is a 'Connect with Sign Works Ink on Facebook' section with 'Log In' and 'Create new account' buttons.